



# Teaching with Notability

Tanatchaporn Sangfai, School of Pharmacy, Walailak University

If you're a student or a teacher you can never go amiss with a handy useful education app. App technology is continuing to change the face of education with innovative new ideas all the time. Notability is the note-taking tool for iPad, iPhone and Mac that continually gets rave reviews from educators in every discipline, grade and country around the globe. Partly its simple and 'paper-like' interface and partly its integration with services such as Google Drive, Dropbox and iCloud, Notability is the ultimate tool for teachers and students looking to take their notes digital.

## Aims and objectives

to improve their understanding in lesson through using App technology "Notability"

### Activity 1

Create video and audio notes by using Notability or screen recorder (Figure.1)

1. Plan and making content by write it down in Notability
2. Record by Notability : tap the microphone icon to start recording at any time then tap the stop button when you are ready to stop the recording
3. Record by Screen Recorder : add Screen Recording to Control Center then open the Control Center then 3D Touch or long press the Screen Record icon and You'll see Microphone Audio. Tap to turn it on (or off). Tap Start Recording.(Figure.2)

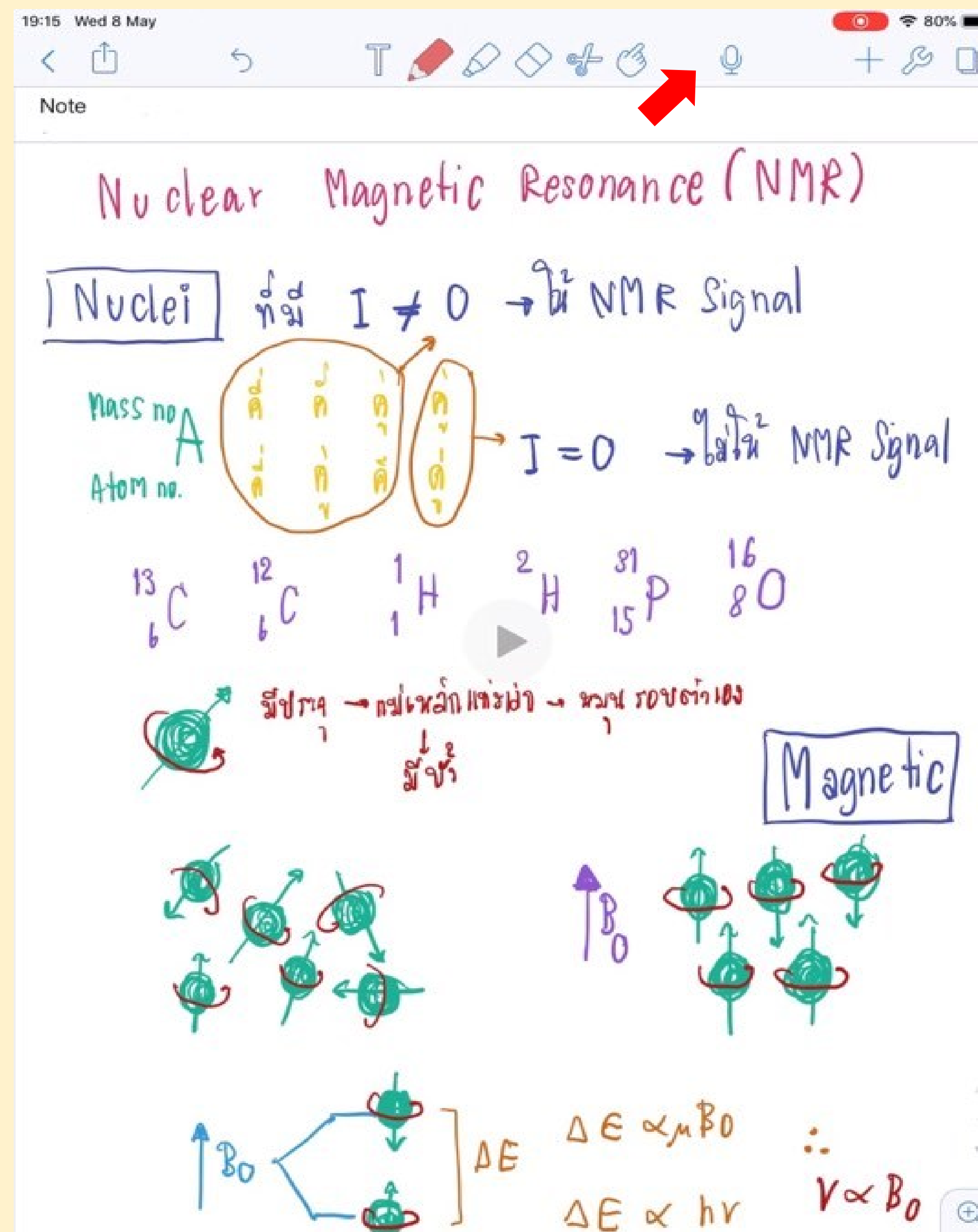


Figure.1 Example video clip

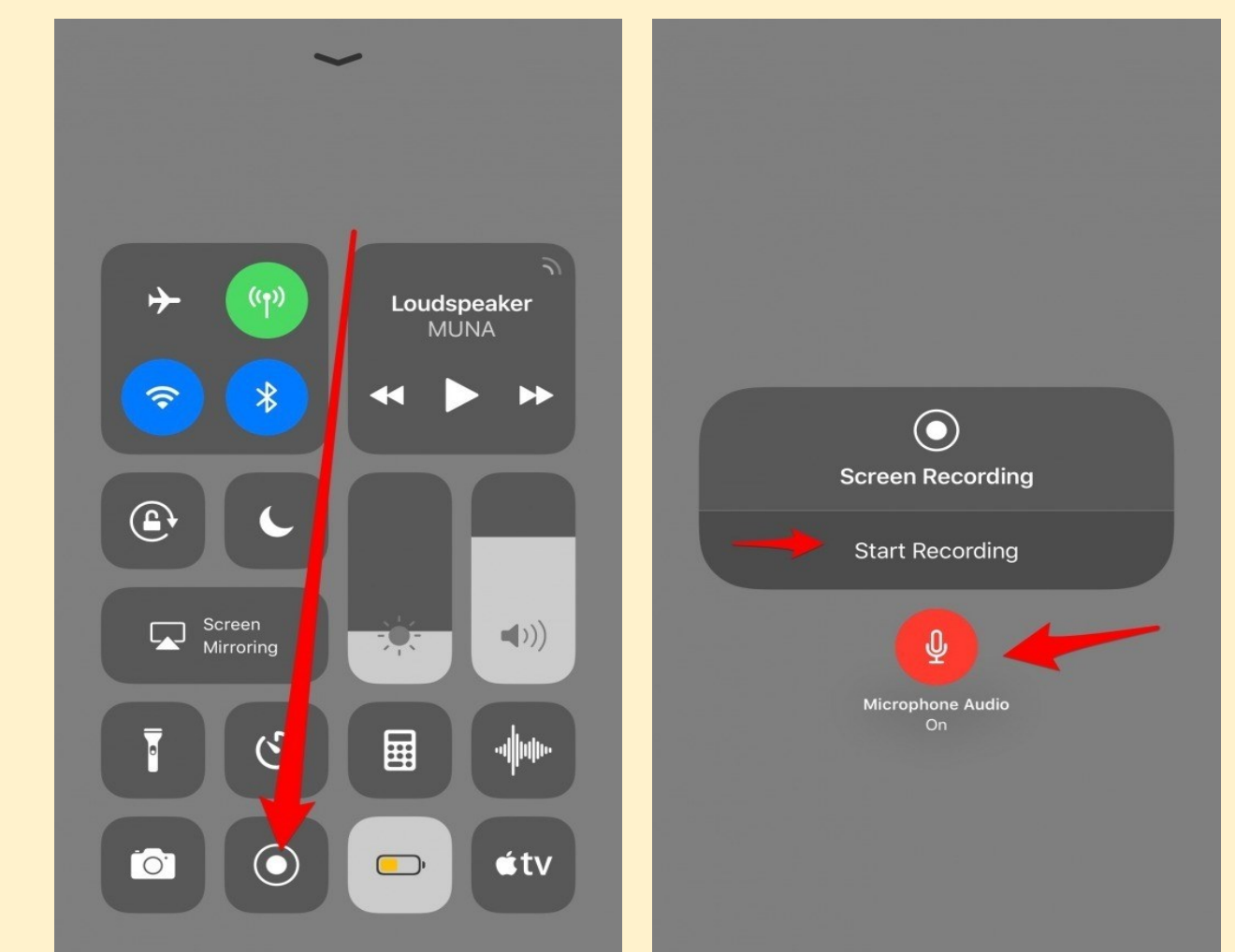


Figure.2 Screen record icon in control center

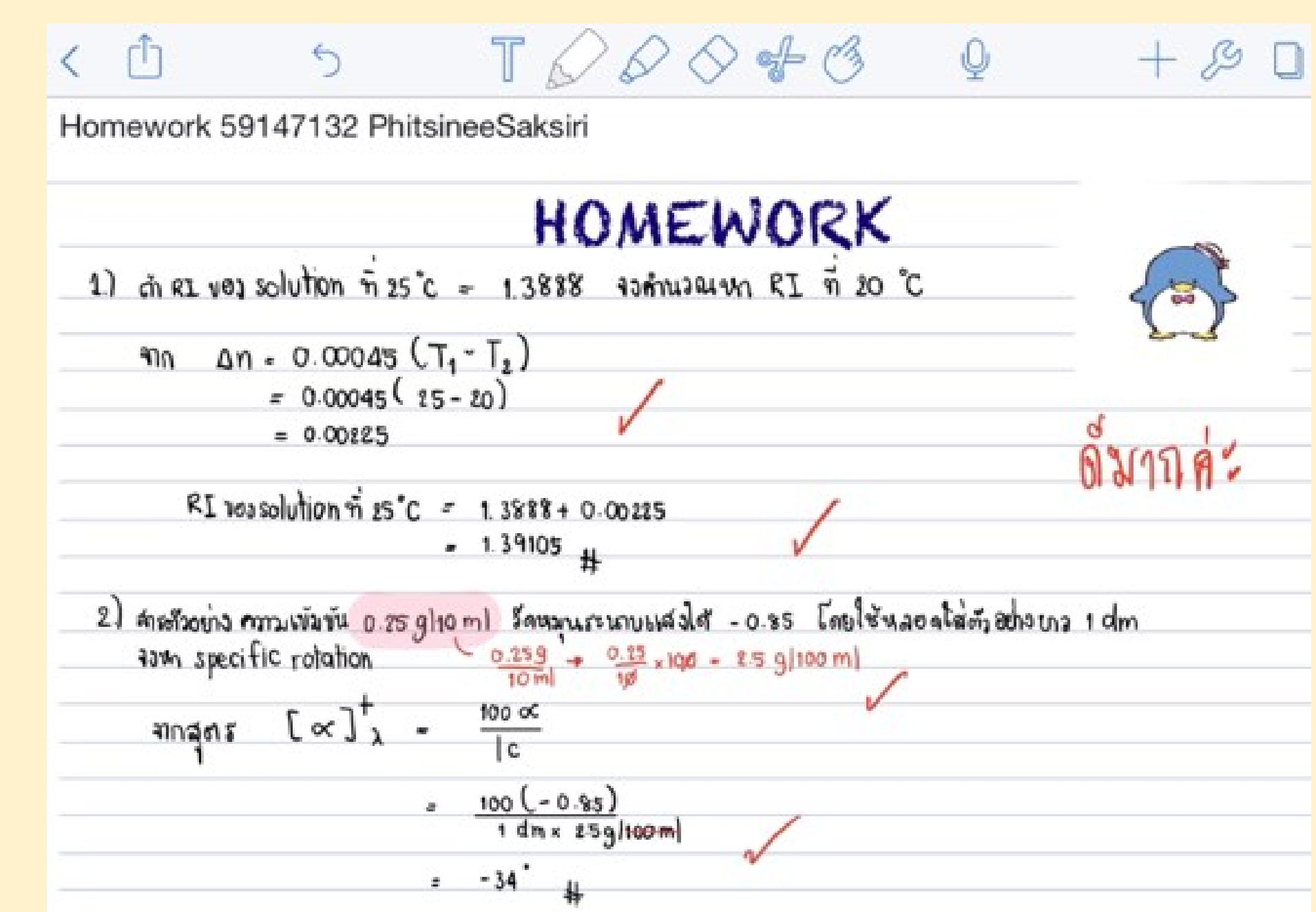


Figure. 3 grade and feedback to student

4. Share video clip to student in Facebook, Google drive, iCloud and Elearning

### Activity 2

To grade assignment and give feedback to student (Figure.3)

1. Import a copy (pdf, word or other) of your student's text into Notability
2. Use a stylus, the keyboard or your finger to take notes right in the text

### Activity 3

Paperless Classrooms Using Notability : To brief the theory and principal that relate to the experiment using Notability as a white board (Figure.4)

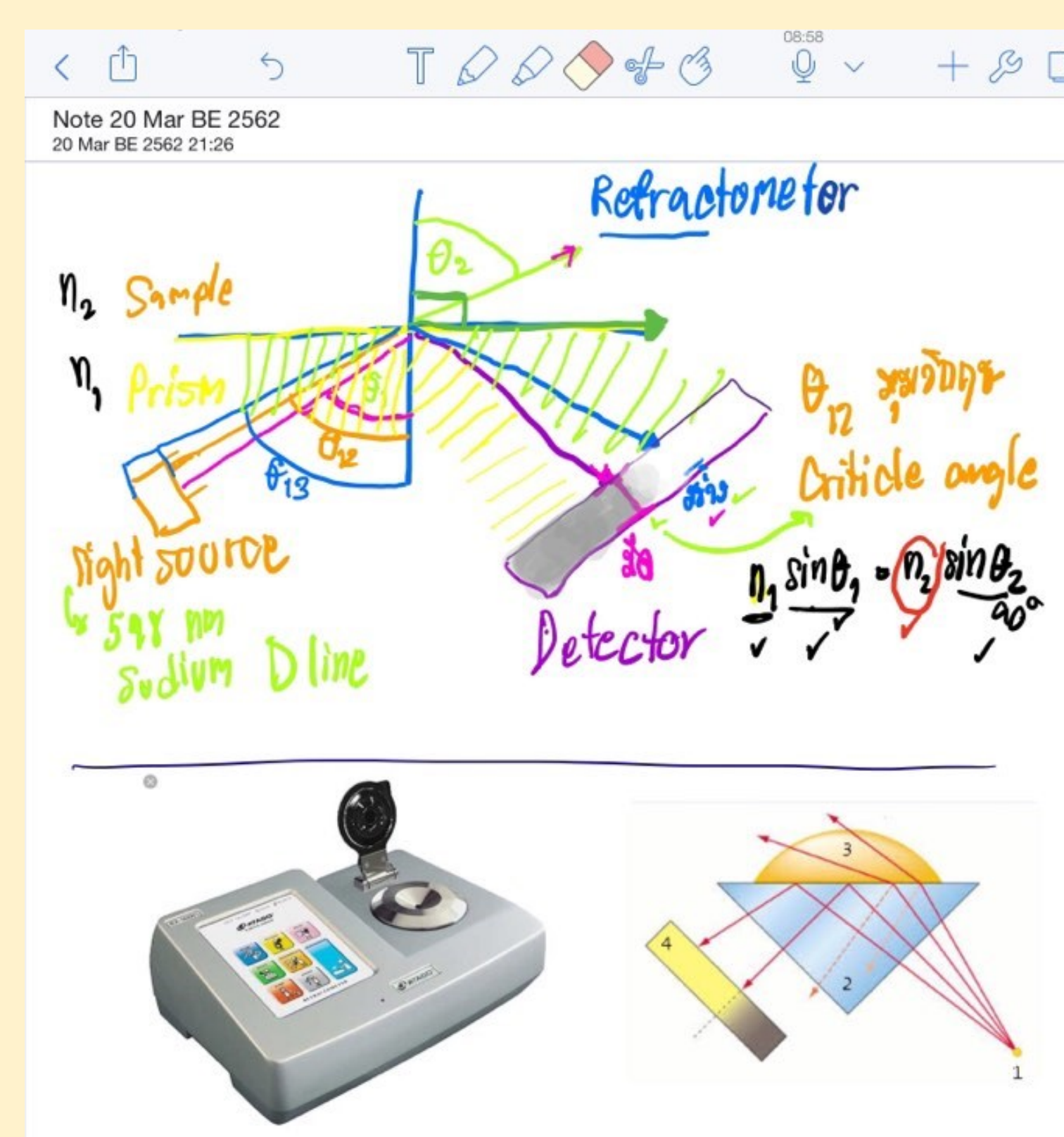


Figure. 4 Presenting with Notability

## Impact and outcome

( Some Feedback from student)

- I can review the lesson with video and understand more
- I like it Please make the video more
- I can get the Note file directly through icloud, it's simple and easy.
- I got feedbacks form teacher, so I know what I have to learn more.
- After watch video, I can do the homework and get high score

## Conclusion

Generation Z is leading the change in how learning takes place. They are a driving force in the innovation of new learning tools, teaching styles, and unlimited access to resources. Notability is one of the most versatile apps available for notes taking. Notability have already become an integral part of the learning process. Ease of use coupled with the proven capacity assist teachers and learners in fulfilling traditional classroom tasks more efficiently

## References

Barnes & Noble College, "Getting to Know Gen Z – Exploring Middle and High Schoolers' Expectations for Higher Education", B&N report (2015) <https://next.bncollege.com/wp-content/uploads/2015/10/Gen-Z-Research-Report-Final.pdf>